



DESIGNER'S SINK SERIES





Deluxe Knee Activated Faucet Hand Sink (Model DS-1068/KA)

Overall Dimensions
371mmW x 460mmL x 520mmH

Depth of Bowl
150mm

Net Weight
7.95kg



Deluxe Electronic Controlled Faucet Hand Sink (Model DS-1068/EC)

Overall Dimensions
371mmW x 460mmL x 520mmH

Depth of Bowl
150mm

Net Weight
7.95kg

DELUXE HAND SINKS

UNIQUE FEATURES & COMPETITIVE STRENGTHS OF DSS HAND SINK SERIES

- The hand sink bowl is made by Deep Drawing Technology and **the entire hand sink unit is made of 1.2mm thick #304 stainless steel**, satin finishing while most competitors use only 0.8mm thick stainless steel.
- The entire hand sink body and the back panel are all welded artistically, smoothly and seamlessly into one complete hand sink unit for a much stronger and robust body while most competitors simply assemble the hand sink unit and the body together with screws which makes the hand sink unit/body fragile and cannot sustain the impact from any unforeseeable and unavoidable pounding or punching during transportation, leading to a bend and/or damage to the hand sink body.
- Water temperature (hot & cold) can be adjusted.
- All accessories for water connection are included.
- Depth of hand sink bowl is 150mm to prevent water from easily splashing out while most competitors' is only 130mm maximum.
- Stylish design makes the DSS series of hand sinks much more appealing and elegant.
- Deluxe models are artistically designed and engineered to have a much more eye-catching appealing effect.
- For all Electronic Controlled Faucet Hand Sinks, an All-in-One integrative brass tap is provided with a built-in infra-red activated control device for easy installation and operations.
- DSS hand sink unit can be easily and effortlessly mounted on wall with 4 prefixed wall-mounting holes in the back panel of the hand sink unit.



Deluxe Knee Activated Faucet Hand Sink with Soap Dispenser (Model DS-1068/KA/SD)

Overall Dimensions
383mmW x 453mmL x 520mmH

Depth of Bowl
150mm

Net Weight
8.15 kg



Deluxe Electronic Controlled Faucet Hand Sink with Soap Dispenser (Model DS-1068/EC/SD)

Overall Dimensions
371mmW x 460mmL x 520mmH

Depth of Bowl
150mm

Net Weight
7.95kg

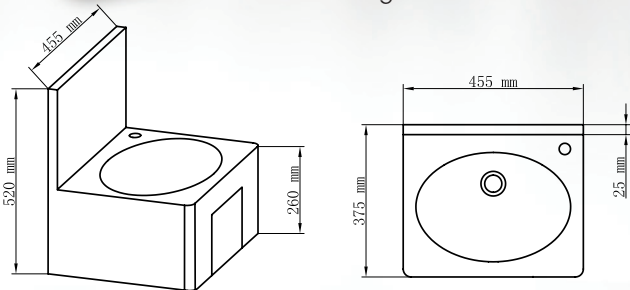


Standard Knee Activated Faucet Hand Sink (Model SS-1018/KA)

Overall Dimensions
383mmW x 453mmL x 520mmH

Depth of Bowl
150mm

Net Weight
8.15 kg

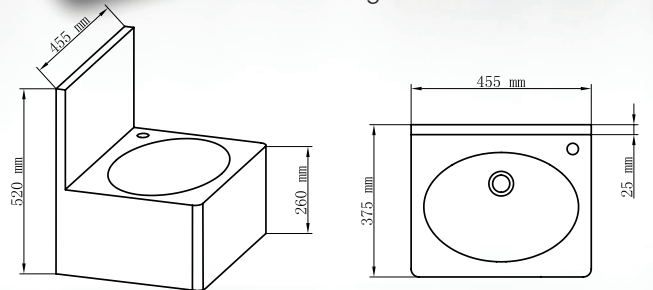


Standard Electronic Controlled Faucet Hand Sink (Model SS-1018/EC)

Overall Dimensions
383mmW x 453mmL x 520mmH

Depth of Bowl
150mm

Net Weight
8.15 kg



STANDARD HAND SINKS

UNIQUE FEATURES & COMPETITIVE STRENGTHS OF DSS HAND SINK SERIES

- The hand sink bowl is made by Deep Drawing Technology and **the entire hand sink unit is made of 1.2mm thick #304 stainless steel**, satin finishing while most competitors use only 0.8mm thick stainless steel.
- The entire hand sink body and the back panel are all welded artistically, smoothly and seamlessly into one complete hand sink unit for a much stronger and robust body while most competitors simply assemble the hand sink unit and the body together with screws which makes the hand sink unit/body fragile and cannot sustain the impact from any unforeseeable and unavoidable pounding or punching during transportation, leading to a bend and/or damage to the hand sink body.
- Water temperature (hot & cold) can be adjusted.
- All accessories for water connection are included.
- The ROUND corner of the DSS series of hand hand sinks makes kitchen a much safer and cleaner place for the operators.
- Depth of hand sink bowl is 150mm to prevent water from easily splashing out while most competitors' is only 130mm maximum.
- Stylish design makes the DSS series of hand sinks much more appealing and elegant.
- For all Electronic Controlled Faucet Hand Sinks, an All-in-One integrative brass tap is provided with a built-in infra-red activated control device for easy installation and operations.
- DSS hand hand sink unit can be easily and effortlessly mounted on wall with 4 prefixed wall-mounting holes in the back panel of the hand sink unit.

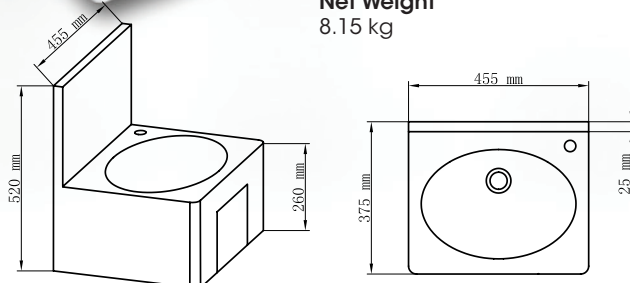


Standard Knee Activated Faucet Hand Sink with Soap Dispenser (Model SS-1018/KA/SD)

Overall Dimensions
383mmW x 453mmL x 520mmH

Depth of Bowl
150mm

Net Weight
8.15 kg

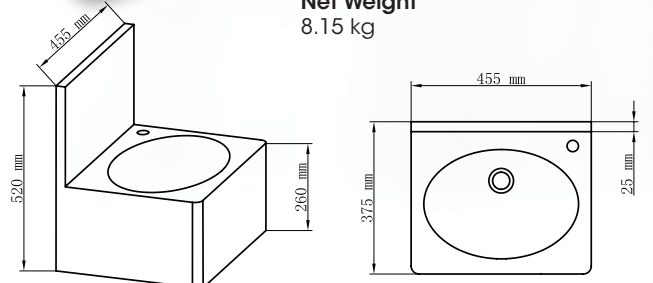


Standard Electronic Controlled Faucet Hand Sink with Soap Dispenser (Model SS-1018/EC/SD)

Overall Dimensions
383mmW x 453mmL x 520mmH

Depth of Bowl
150mm

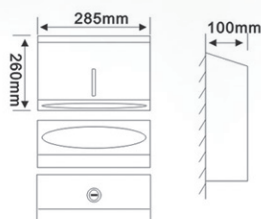
Net Weight
8.15 kg



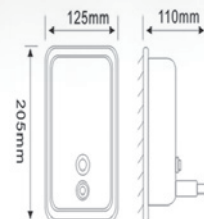
ACCESSORIES FOR **DSS** HAND SINK SERIES



PD-1088/WM
Wall-Mounted Paper
Towel Dispenser
(stainless steel)



SD-1088/WM
Wall-Mounted Soap Dispenser
(stainless steel, with 1 liter
liquid soap capacity)



SD-1088/SM
Sink-Top Mounted Soap
Dispenser (Stainless Steel,
with 300ml liquid soap
capacity)

*Note: This soap dispenser
is for hand sink with the
pre-fixed hole or
replacement only.*



NB-1088/SM
Sink-Top Mounted
Nail Brush (plastic)
with Nail Brush
Holder (stainless
steel)



DB-1088
Plastic Dust Bin
Dimensions:
300mmL x 230mmW
x 325mmH



DB-1088/WM
Wall-Mounted Dust
Bin (plastic) with
Dust Bin Hanger
(stainless steel)



**Illustration on
Hand Sink with
Nail Brush &
Dust Bin**



DK Resources International Ltd

Marketed & Distributed by:

DK Resources International Ltd.

Room 105, 1/F., Fo Tan Industrial Building, 26-28 Au Pu Wan
Street, Fo Tan, Sha Tin, New Territories, Hong Kong

E-mail: info@dss-products.com; dannyk88@singnet.com.sg ;

dss168@hotmail.com ; dss-sales168@hotmail.com ;

dss_sales1@hotmail.com; dss_sales2@hotmail.com

Website: <http://www.dss-products.com>