



# DESIGNER'S SINK SERIES



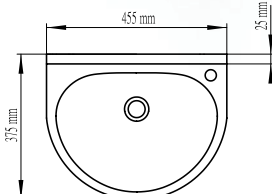
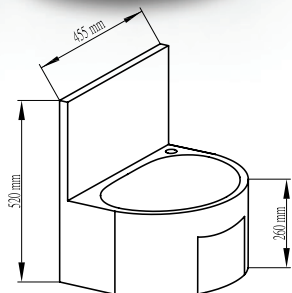


### Deluxe Knee Activated Faucet Hand Sink (Model DS-1068/KA)

**Overall Dimensions**  
375mmW x 455mmL x 520mmH

**Depth of Bowl**  
150mm

**Net Weight**  
7.95kg

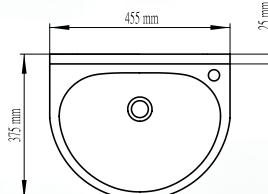
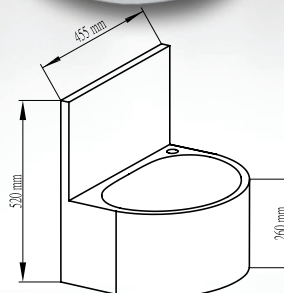


### Deluxe Electronic Controlled Faucet Hand Sink (Model DS-1068/EC)

**Overall Dimensions**  
375mmW x 455mmL x 520mmH

**Depth of Bowl**  
150mm

**Net Weight**  
7.95kg



## DELUXE HAND SINKS

### UNIQUE FEATURES & COMPETITIVE STRENGTHS OF DSS HAND SINK SERIES

- The hand sink bowl is made by Deep Drawing Technology and **the entire hand sink unit is made of 1.2mm thick #304 stainless steel**, satin finishing while most competitors use only 0.8mm thick stainless steel.
- The entire hand sink body and the back panel are all welded artistically, smoothly and seamlessly into one complete hand sink unit for a much stronger and robust body while most competitors simply assemble the hand sink unit and the body together with screws which makes the hand sink unit/body fragile and cannot sustain the impact from any unforeseeable and unavoidable pounding or punching during transportation, leading to a bend and/or damage to the hand sink body.
- Water temperature (hot & cold) can be adjusted.
- All accessories for water connection are included.
- Depth of hand sink bowl is 150mm to prevent water from easily splashing out while most competitors' is only 130mm maximum.
- Stylish design makes the DSS series of hand sinks much more appealing and elegant.
- Deluxe models are artistically designed and engineered to have a much more eye-catching appealing effect.
- For all Electronic Controlled Faucet Hand Sinks, an All-in-One integrative brass tap is provided with a built-in infra-red activated control device for easy installation and operations.
- DSS hand sink unit can be easily and effortlessly mounted on wall with 4 prefixed wall-mounting holes in the back panel of the hand sink unit.

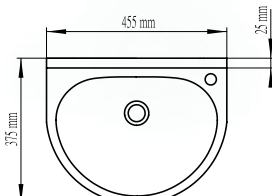
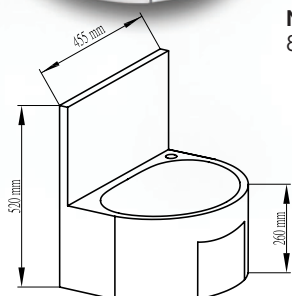


### Deluxe Knee Activated Faucet Hand Sink with Soap Dispenser (Model DS-1068/KA/SD)

**Overall Dimensions**  
375mmW x 455mmL x 520mmH

**Depth of Bowl**  
150mm

**Net Weight**  
8.15 kg

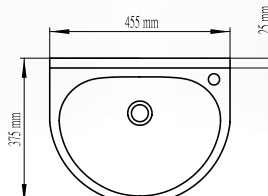
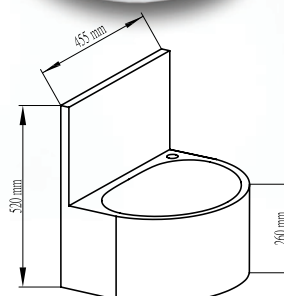


### Deluxe Electronic Controlled Faucet Hand Sink with Soap Dispenser (Model DS-1068/EC/SD)

**Overall Dimensions**  
375mmW x 455mmL x 520mmH

**Depth of Bowl**  
150mm

**Net Weight**  
7.95kg





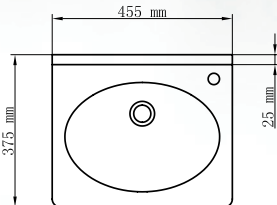
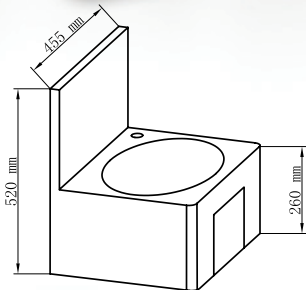


### Standard Knee Activated Faucet Hand Sink (Model SS-1018/KA)

**Overall Dimensions**  
375mmW x 455mmL x 520mmH

**Depth of Bowl**  
150mm

**Net Weight**  
8.15 kg

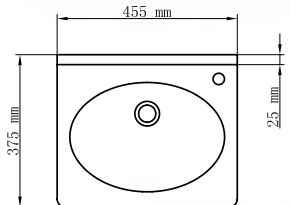
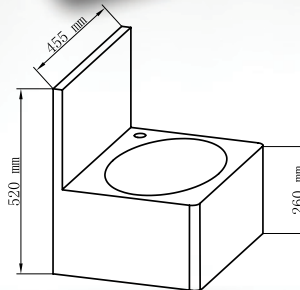


### Standard Electronic Controlled Faucet Hand Sink (Model SS-1018/EC)

**Overall Dimensions**  
375mmW x 455mmL x 520mmH

**Depth of Bowl**  
150mm

**Net Weight**  
8.15 kg



## STANDARD HAND SINKS

### UNIQUE FEATURES & COMPETITIVE STRENGTHS OF DSS HAND SINK SERIES

- The hand sink bowl is made by Deep Drawing Technology and **the entire hand sink unit is made of 1.2mm thick #304 stainless steel**, satin finishing while most competitors use only 0.8mm thick stainless steel.
- The entire hand sink body and the back panel are all welded artistically, smoothly and seamlessly into one complete hand sink unit for a much stronger and robust body while most competitors simply assemble the hand sink unit and the body together with screws which makes the hand sink unit/body fragile and cannot sustain the impact from any unforeseeable and unavoidable pounding or punching during transportation, leading to a bend and/or damage to the hand sink body.
- Water temperature (hot & cold) can be adjusted.
- All accessories for water connection are included.
- The ROUND corner of the DSS series of hand hand sinks makes kitchen a much safer and cleaner place for the operators.
- Depth of hand sink bowl is 150mm to prevent water from easily splashing out while most competitors' is only 130mm maximum.
- Stylish design makes the DSS series of hand sinks much more appealing and elegant.
- For all Electronic Controlled Faucet Hand Sinks, an All-in-One integrative brass tap is provided with a built-in infra-red activated control device for easy installation and operations.
- DSS hand hand sink unit can be easily and effortlessly mounted on wall with 4 prefixed wall-mounting holes in the back panel of the hand sink unit.

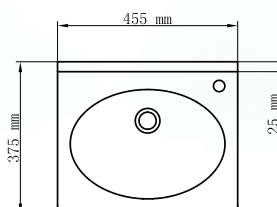
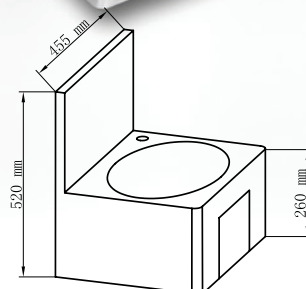


### Standard Knee Activated Faucet Hand Sink with Soap Dispenser (Model SS-1018/KA/SD)

**Overall Dimensions**  
375mmW x 455mmL x 520mmH

**Depth of Bowl**  
150mm

**Net Weight**  
8.15 kg

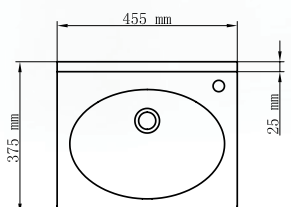
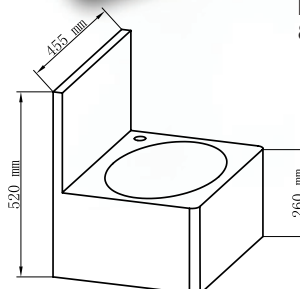


### Standard Electronic Controlled Faucet Hand Sink with Soap Dispenser (Model SS-1018/EC/SD)

**Overall Dimensions**  
375mmW x 455mmL x 520mmH

**Depth of Bowl**  
150mm

**Net Weight**  
8.15 kg

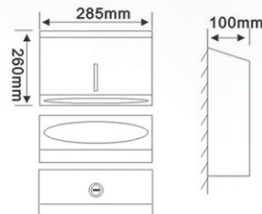


## ACCESSORIES FOR **DSS** HAND SINK SERIES



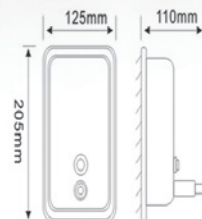
### **PD-1088/WM**

Wall-Mounted Paper Towel Dispenser (stainless steel)



### **SD-1088/WM**

Wall-Mounted Soap Dispenser (stainless steel, with 1 liter liquid soap capacity)



### **SD-1088/SM**

Sink-Top Mounted Soap Dispenser (Stainless Steel, with 300ml liquid soap capacity)

*Note: This soap dispenser is for hand sink with the pre-fixed hole or replacement only.*



### **NB-1088/SM**

Sink-Top Mounted Nail Brush (plastic) with Nail Brush Holder (stainless steel)



### **DB-1088**

Plastic Dust Bin

#### **Dimensions:**

300mmL x 230mmW x 325mmH



### **DB-1088/WM**

Wall-Mounted Dust Bin (plastic) with Dust Bin Hanger (stainless steel)



**Illustration on  
Hand Sink with  
Nail Brush &  
Dust Bin**



**Marketed & Distributed by:**

DK Resources International Ltd.  
121 Meyer Road, #19-08, the Makena, Singapore  
Tel: (65) 9018 0938; Fax: (65) 6234 2036  
E-mail: DSS168@hotmail.com;  
DSS\_ASSIST@hotmail.com;  
dannyk88@singnet.com.sg